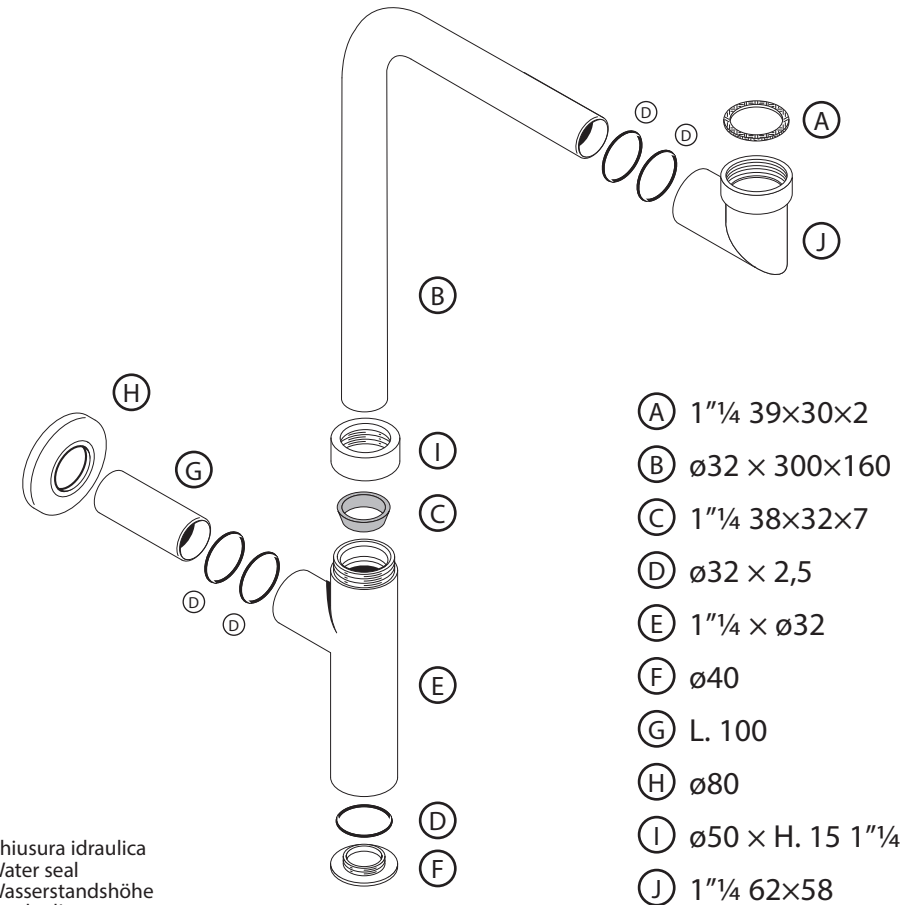
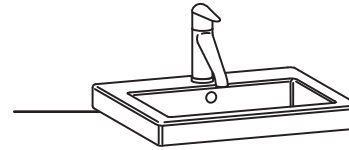




Istruzioni di montaggio  
Assembly instructions  
Montageanleitung  
Instructions de montage  
Instrucciones de montaje



 Chiusura idraulica  
Water seal  
Wasserstandshöhe  
Garde d'eau  
Cierre de agua  
50mm

 Portata d'acqua  
Water volume  
Wasserdurchflussmenge  
Portée d'eau  
Capacidad de agua  
36 l/m

Date: \_\_\_\_\_

